

Floor-Fill

4207

Water-based **filler gel** for the production of wood putty by mixing with sanding dust for DIY and professional use

PRODUCT DESCRIPTION

General

Water-based levelling gel for the production of wood filler for small cracks and damage as well as joints up to 3 mm by mixing with sanding dust. Can be used universally for all common types of parquet wood. The low-odour product is characterised by very good workability, rapid drying, good filling power, good sandability and colour matching.

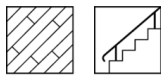
Special properties and standards



- **French ordinance DEVL1104875A**
Marking of construction coating products for their emission of volatile pollutants: A+

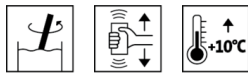
Application area

Parquet and wooden floors



PROCESSING

Processing instructions



- Please stir and shake the product well before use.
- The temperature of the product and object, and the room temperature must be at least +10 C.
- The optimal conditions for use are between 15 - 25 °C with a relative atmospheric humidity between 40 - 80 %.
- For efficient sanding, it is favourable to leave little excess on the surface.
- Refilling may be necessary for larger fugues and very deep areas.
- Fill cracks and fuages with the Floor-Fill dust mixture and fill with a stainless steel spatula.
- The color shade, compatibility and adhesion to the substrate must be checked by creating sample panels.
- Any change in the processing sequence, environmental conditions, non-observance of instructions or the use of products not listed may have an unfavourable effect on the result.

Blending ratio

1 part by weight of clean sanding dust from sanding the wooden substrate
5 parts by weight Floor-Fill (4207)

Mix clean wood powder from wood sanding with grain size 120 with Floor-Fill 4207 until a paste suitable for filling is obtained.

Application technique

	Troweling / Filling
Applying device	Plastic or stainless steel spatula
Applied quantity per application (ml/m ²)	20 - 30

The shape and surface condition of the workpiece as well as the type of application influence the actual consumption.

Accurate values for consumption must be obtained by applying trial coats in advance.

Drying times

(at 23 °C and 50 % rel. humidity)



Grindable	approx. 30 - 90 minutes
-----------	-------------------------

The figures given above are reference values. The drying time depends on the type of substrate, coat thickness, temperature, air exchange and relative atmospheric humidity.

For larger fugues, ensure sufficient drying, overnight if necessary.

To ensure perfect drying, good room ventilation must be provided.

Lower temperatures and/or high level of atmospheric humidity can increase the drying time.

Avoid direct sunlight!

Cleaning the working equipment

With water immediately after use.

To remove dried product residues we recommend using Abbeizer Express (8313).

SUBSTRATE**Type of substrate**

Hard and softwood (solid wood)

Substrate property

The substrate must be dry, clean, capable of holding the paint, free from separating substances such as grease, wax, silicone, resin etc. and free from wood dust, as well as tested for suitability for coating.

Wood moisture

Hardwoods: 12 ± 2 %

Softwoods: 15 ± 2 %





Substrate preparation

Hardwoods: Wood sanding Grit size 150 – 180

Softwoods: Wood sanding Grit size 120 - 150

COATING SYSTEM**Product application**

Floor-Fill-Staub-Mischung

Intermediate sanding 	Grit size 120 – 150 Remove sanding dust.
Primer coat	1 x Floor-Start (4205) Intermediate drying: approx. 2 hour(s) Do not sand Floor-Start (4205).
Intermediate coat	1 x Floor-Finish (4202) or 1 x Möbel- und Parkett Holzlack (4208) Intermediate drying time: approx. 4 hours
Intermediate sanding 	Before the final coating, light intermediate sanding is carried out with grit size 240 or used abrasive grid size 120 or finer. A longer intermedio drying time (ideal is overnight drying) improves grindability. Sanding straight through must be avoided, as this may lead to differences in the grain accentuation, which are further increased by yellowing with aging. Remove sanding dust.
Finishing coat	1 x Floor-Finish (4202) or 1 x Möbel- und Parkett Holzlack (4208)
ORDERING INFORMATION	
Size of trading unit	1 l
Colour shades	Floor-Fill (4207000210)
Supplementary products	Abbeizer Express (8313) Floor-Finish (4202) Floor-Start (4205) Möbel- und Parkett Holzlack (4208) Please refer to the corresponding technical data sheets of the products.
FURTHER DETAILS	
Durability / storage  	Min. 1 year(s) in the original sealed containers. Make sure the product is protected against moisture, direct sunlight, frost and high temperatures (above 30 °C). Close opened containers well and use up the content as soon as possible.
Technical specifications	VOC content of the ready-to-use mixture: EU limit for Floor-Fill (Cat A/i): 140 g/l. Floor-Fill contains maximum 20 g/l VOC.
Giscode	W2+

**Declaration of ingredients
according to VdL-RL 01**

acrylic dispersions / water / glycol ether / rheology additives / wetting agent / in-can preservation agents

Contains 1,2-benzisothiazol-3(2H)-one, reaction mass of 5-chloro-2-methyl-2H-isothiazol-3-one and 2-methyl-2H-isothiazol-3-one (3:1).

May cause allergic reactions.

Information for allergy sufferers under telephone no. +43 5242 6922-713.

Safety information

The usual protective measures must also be observed when processing low-pollutant products.

During sanding use P2 / P3 dust filter.

If medical advice is needed, have the packaging or label ready.

If the product comes into contact with your eyes, rinse immediately with water.

It should be kept out of reach of children.

Ensure good ventilation during application and drying.

During work, do not eat, drink or smoke.

Do not allow to enter drains, water courses or soil.

Only dispose of empty containers for recycling, liquid material residues can be disposed of as water-based paint waste, dried material residues as hardened paint or as household waste.

Further information on the subject of safety during transport, storage and handling as well as disposal can be found in the relevant safety data sheet. The current version can be accessed on the Internet at www.adler-lacke.com.
