

Aquawood Naturmatt

5132

Water-based, **natural matt wood varnish** for **wood-aluminium windows** for industrial and commercial use.

System-matched in a **3-layer structure**

PRODUCT DESCRIPTION

General

Water-based, non-yellowing, natural matt wood varnish with a particularly natural look. The product is characterised by good light resistance, good scratch resistance, high block resistance as well as good transparency and chemical resistance.

Special properties and standards



- **ÖNORM EN 71-3**
Safety of toys; migration of certain elements (free of heavy metals)



- **DIN 53160-1 and DIN 53160-2**
Perspiration and saliva-proof properties



- **French ordinance DEVL1104875A**
Marking of construction coating products for their emission of volatile pollutants: A+

Application area



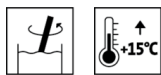
Dimensionally stable wood-aluminium components, such as e.g. windows and front doors.

For humid areas (e.g. indoor pools) only with a special coating system.

Not suitable for direct outdoor exposure.

PROCESSING

Processing instructions

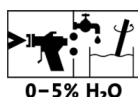


- Please stir the product before use. However, prevent entry of air while stirring.
- The temperature of the product and object, and the room temperature must be at least + 15 °C.
- The optimal conditions for use are between 15 - 25 °C with a relative atmospheric humidity between 40 - 80 %.
- Too high dry film thicknesses from approx. 120 µm reduce the diffusion capacity and should thus be avoided.
- Sealants must be compatible with the coat and may only be applied once the paint has dried through. Sealing profiles with plasticizers tend to

stick together in combination with paints. Please only use those types that have been tested.

- We do not recommend applying two layers of Aquawood Naturmatt (5132) with intermediate sanding, because due to the content of a matting wax, a polishing effect and therefore a poor intermediate adhesion is possible.
- When changing from Aquawood Naturmatt (5132) to other water-based paint systems, care must be taken to adequately clean the pipes and spray equipment, preferably with warm water.
- Any change in the processing sequence, environmental conditions, non-observance of instructions or the use of products not listed may have an unfavourable effect on the result.
- Please follow our **ARL 300 - Working guideline for coating dimensionally stable and limited dimensionally stable construction elements - General part** along with all standards and guidelines for window construction.

Application technique



	Airless	Airless air-supported (Airmix®, Aircoat, etc.)
Spraying nozzle Ø (mm)	0,28 - 0,33	
Spray nozzle (Ø inch)	0,011 - 0,013	
Nozzle angle (°)	20 - 40	
Spraying pressure (bar)	80 - 100	
Vaporizer Air (bar)	-	0,5 - 1,5
Spraying distance (cm)	25	
Diluent	Water	
Diluent amount added (%)	0 - 5	
Applied quantity per application (g/m ²)	250 - 300	
Wet film (µm)	250 - 300	
Dry film (µm)	80 - 120	

The shape and surface condition of the workpiece as well as the type of application influence the actual consumption. Accurate values for consumption must be obtained by applying trial coats in advance.

Drying times

(at 23 °C and 50 % rel. humidity)



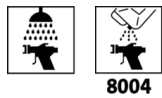
Dust-dry (ISO 1517)	ca. 30 minutes
Tack-free	ca. 3 hour(s)
Stackable with PE fine foam spacers at room temperature	ca. 5 hour(s)
Stackable with PE fine foam spacers after forced drying 20 minutes evaporation zone / dripping zone 90 minutes drying stage (35 – 40 °C) 20 minutes cooling stage	ca. 130 minutes
Recoatible	ca. 12 hour(s)

The figures given above are reference values. The drying time depends on the type of substrate, coat thickness, temperature, air exchange and relative atmospheric humidity.

Lower temperatures and/or high level of atmospheric humidity can increase the drying time.

Avoid direct sunlight!

Cleaning the working equipment



With water immediately after use.

To remove dried paint residues we recommend using Aqua-Cleaner (8004) (diluted 1:1 with water).

SUBSTRATE

Type of substrate

Wood in accordance with the guidelines for window construction.

Substrate property

The substrate must be dry, clean, capable of holding the paint, free from separating substances such as grease, wax, silicone, resin etc. and free from wood dust, as well as tested for suitability for coating.

Wood moisture

13 % ± 2 %

COATING SYSTEM

General

The following coating systems are exemplary.

Impregnation

1 x Aquawood Primo TIM (5425)

Intermediate drying time: approx. 4 hours

Use wood preservatives safely. Always read the label and observe the respective technical data sheets of the products before use.

Please follow our **ARL 056 - Working guideline for the use of wood preservatives.**

Intermediate coat

1 x Aquawood Intermedio RS (5724)

Intermediate drying: approx. 2 hour(s)

Intermediate sanding



If necessary: Grit size 220 – 280

Remove sanding dust.

Finishing coat

1 x Aquawood Naturmatt (5132)

For front doors

An additional application of Aquawood Protect (5128) (colourless two-component varnish) is necessary.

MAINTENANCE

Care

Annual cleaning with Top-Cleaner (7208) and maintenance with Top-Care (7227) in the package with Window Care-Set (7229).




Maintenance

Please follow our **ARL 304 - Working guideline for coating dimensionally stable and limited dimensionally stable construction elements - Maintenance and repair.**

ORDERING INFORMATION

Size of trading unit

120 kg -Poly drum

Colour shades / Glosslevels	<p>In order to ensure uniformity of the colour shade, use only material with the same batch number on a given surface.</p> <p>It is recommended to prepare a trial colour sample on the original substrate using the coating system selected in order to assess the final colour shade.</p> <p>Standard colour(s): FT137 Farblos (5132074833)</p>
Supplementary products	<p>Aqua-Cleaner (8004) Aquawood Intermedio RS (5724) Aquawood Primo TIM (5425) Aquawood Protect (5128) Top-Care (7227) Top-Cleaner (7208) Windoor Care-Set (7229)</p> <p>Please refer to the corresponding technical data sheets of the products.</p>
FURTHER DETAILS	
Durability / storage  	<p>Min. 1 year(s) in the original sealed containers.</p> <p>Make sure the product is protected against moisture, direct sunlight, frost and high temperatures (above 30 °C).</p> <p>Close opened containers well and use up the content as soon as possible.</p>
Technical specifications	<p>VOC content of the ready-to-use mixture: EU limit for Aquawood Naturmatt (Cat A/e): 130 g/l. Aquawood Naturmatt contains maximum 40 g/l VOC.</p>
Giscode	BSW20
DGNB (German Sustainable Building Council)	Quality level 4 (with factory coating)
Safety information 	<p>The product is only suitable for the industrial and professional use.</p> <p>The inhalation of paint aerosols during spray application must generally be avoided. This is ensured by the proper use of a respirator (combination filter A2/P2).</p> <p>When sanding, use at least a P2 dust filter as personal safety equipment to protect against abrasive and wood dust. In case of hardwood (especially for Beech, Oak) a dust filter P3 is recommended.</p> <p>Further information on the subject of safety during transport, storage and handling as well as disposal can be found in the relevant safety data sheet. The current version can be accessed on the Internet at www.adler-lacke.com.</p>