

## Aquawood Intermedio Roto

5709

Water-based **intermediate coating** for **wooden windows and front doors** for industrial use  
System-matched in a **3-layer structure**

### PRODUCT DESCRIPTION

#### General

Water-based, colourless intermediate coating. The product is block-resistant and is characterised by very good weather resistance and transparency. Improves the weather resistance of paint structures by optimising moisture protection. Prevents sanding through of coloured immersion impregnations.

#### Special properties and standards

- The coating is protected against blue stain and mould by a biocidal active substance.

**Active substance:**

3.0 g/kg (0.30 %) 3-Iod-2-propinylbutylcarbamate

- **French ordinance DEVL1104875A**

Marking of construction coating products for their emission of volatile pollutants: A+



#### Application area

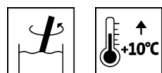


For dimensionally stable timber components in outdoor areas such as wooden windows and front doors as well as roof windows (wood aluminum).

Particularly suitable for low resin softwood.

### PROCESSING

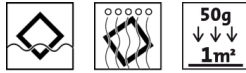
#### Processing instructions



- Please stir the product before use. However, prevent entry of air while stirring.
- The temperature of the product and object, and the room temperature must be at least +10 C.
- The optimal conditions for use are between 15 - 25 °C with a relative atmospheric humidity between 40 - 80 %.
- The product is not weather-resistant without a topcoat!
- In case of flow coating for a long time, the pH-value reduces and, as a result, there could be sagging problems. Hence, the pH value of impregnations that have already been used must be checked and, if required, corrected to the target pH-value of 8 – 8.4 by adding approx. 0.10 % of Neutralisationsmittel 9125 (96149) (the addition of 0.10 % will increase the pH-value up to approx. 0.6 units).
- If the viscosity increases as a result of evaporation, it must be compensated with water (set viscosity: undiluted 50 - 60 seconds and with 25% water added 48 - 54 s in a 2 mm-measuring cup). Before measuring the wood dust has to be screened.

- If foam forms in the flooding system, the addition of 0.1 - 0.3 % defoamer solution 90642 is recommended.
- Please follow our **ARL 300 - Working guideline for coating dimensionally stable and limited dimensionally stable construction elements - General part** along with all standards and guidelines for window construction.

### Application technique



	Flow coating	Immersion
Diluent	Water	
Diluent amount added (%)	25	
Applied quantity per application (g/m <sup>2</sup> )	50	

The shape and surface condition of the workpiece as well as the type of application influence the actual consumption. Accurate values for consumption must be obtained by applying trial coats in advance.

### Drying times

(at 23 °C and 50 % rel. humidity)

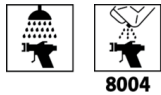
Drying data Roto Frank Holding AG		
Dripping evaporation zone	and	at least 5 min at room temperature and at least 50 % relative humidity
Drying		approx. 85 min in zones between 25 °C and 40 °C

The figures given above are reference values. The drying time depends on the type of substrate, coat thickness, temperature, air exchange and relative atmospheric humidity.

Lower temperatures and/or high level of atmospheric humidity can increase the drying time.

Avoid direct sunlight!

### Cleaning the working equipment



With water immediately after use.

To remove dried paint residues we recommend using Aqua-Cleaner (8004) (diluted 1:1 with water).

## SUBSTRATE

#### Type of substrate

Wood in accordance with the guidelines for window construction.

#### Substrate property

The substrate must be dry, clean, capable of holding the paint, free from separating substances such as grease, wax, silicone, resin etc. and free from wood dust, as well as tested for suitability for coating.

#### Wood moisture

13 % ± 2 %

## COATING SYSTEM

#### General

The following coating systems are exemplary.  
See Roto Frank Holding AG work instructions.




#### Impregnation

1 x Aquawood Primo TIM (5425)

Intermediate drying: approx. 2 hour(s)

Use wood preservatives safely. Always read the label and observe the respective technical data sheets of the products before use.

Please follow our **ARL 056 - Working guideline for the use of wood preservatives**.

<p><b>Intermediate coat</b></p>	<p>1 x Aquawood Intermedio Roto (5709) diluted with approx. 25% water Intermediate drying time: approx. 2 hour(s) For larch and hardwoods an additional application of Aquawood Intermedio ISO (5705) is recommended.</p>
<p><b>Intermediate sanding</b></p> 	<p>Löwer intermediate sanding machine grit 150 - 180 or Hand sanding Grit size 220 – 280 Remove sanding dust.</p>
<p><b>Finishing coat</b></p>	<p><b>Transparent:</b> 1 x Aquawood Finatec 20 Roto (5168) <b>Opaque:</b> 1 x Aquawood Covapro 20 9016 Industrie (5023050502)</p>
<p><b>ORDERING INFORMATION</b></p>	
<p><b>Size of trading unit</b></p>	<p>120 kg; 600 kg Agitator recommended. ADLER recommendation see <b>ARL 022 - Working guideline for the mechanical agitation of paints in IBCs.</b></p>
<p><b>Colour shades / Glosslevels</b></p>	<p><b>Standard colour(s):</b> Tauchfertig (5709100539) It is recommended to prepare a trial colour sample on the original substrate using the coating system selected in order to assess the final colour shade.</p>
<p><b>Supplementary products</b></p>	<p>Aqua-Cleaner (8004) Aquawood Covapro 20 9016 Industrie (5023050502) Aquawood Finatec 20 Roto (5168) Aquawood Primo TIM (5425) Please refer to the corresponding technical data sheets of the products.</p>
<p><b>FURTHER DETAILS</b></p>	
<p><b>Durability / storage</b></p> 	<p>Min. 1 year(s) in the original sealed containers. Make sure the product is protected against moisture, direct sunlight, frost and high temperatures (above 30 °C). Close opened containers well and use up the content as soon as possible.</p>
<p><b>Technical specifications</b></p>	<p>VOC content of the ready-to-use mixture: EU limit for Aquawood Intermedio Roto (Cat A/e): 130 g/l. Aquawood Intermedio Roto contains maximum 60 g/l VOC.</p>
<p><b>Giscode</b></p>	<p>BSW50</p>
<p><b>DGNB (German Sustainable Building Council)</b></p>	<p>Quality level 4 (with factory coating)</p>
<p><b>Safety information</b></p> 	<p>The product is only suitable for the industrial and professional use. When sanding, use at least a P2 dust filter as personal safety equipment to protect against abrasive and wood dust. In case of hardwood (especially for Beech, Oak) a dust filter P3 is recommended.</p>

The inhalation of paint aerosols during spray application must generally be avoided. This is ensured by the proper use of a respirator (combination filter A2/P2).

Further information on the subject of safety during transport, storage and handling as well as disposal can be found in the relevant safety data sheet. The current version can be accessed on the Internet at [www.adler-lacke.com](http://www.adler-lacke.com).

---